


# Assembly Instruction

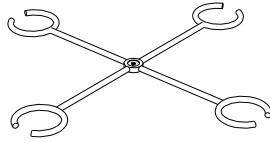
## Cocktail Tree with 4 side arms

A



x1

B



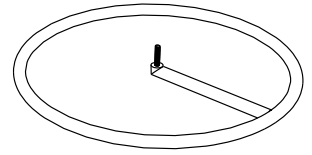
x3

C



x3

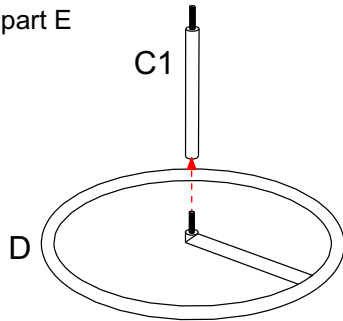
D



x1

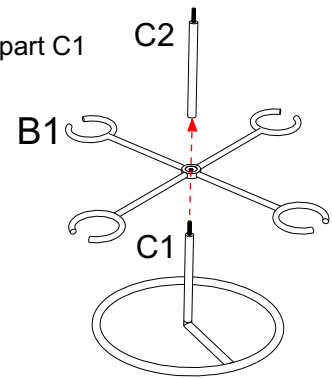
### Step-1

Tighten the part D to the part E



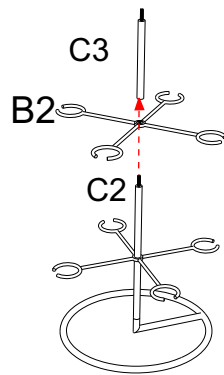
### Step-2

Tighten the part C2 to the part C1



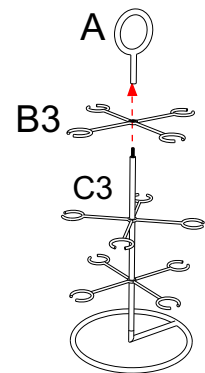
### Step-3

Tighten the part C3 to the part C2



### Step-4

Tighten the part A to the part C3



Assembled

